



申込締切日

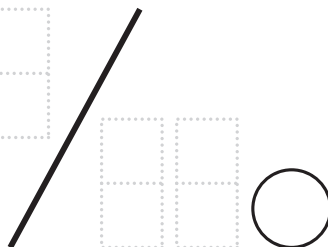
一次試験

二次試験

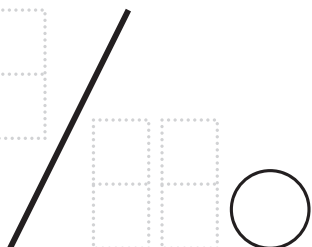
第1回



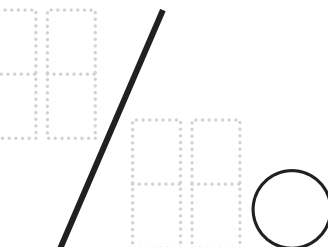
担当
まで



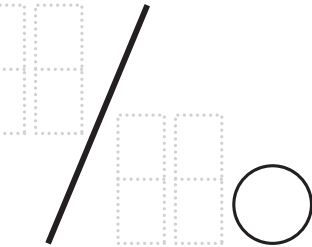
第2回



担当
まで

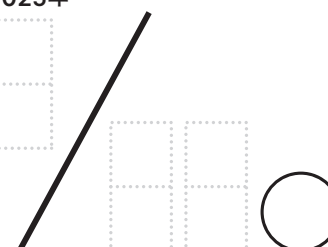


第3回

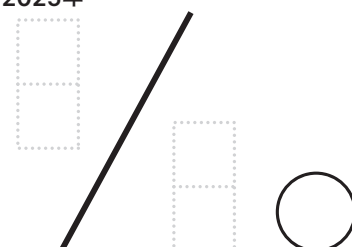


担当
まで

2025年



2025年



日程を書き込んでご利用いただけます。

MEMO

英検の受験機会を増やしたい方、試験日程のご都合が合わない方

こちらの試験も
おススメです!

毎週土日 実施※

1日で4技能 が測定できる英検

※級や地域により毎週実施でない場合があります。一部都道府県で平日も実施中。
試験日程・会場などの詳細は英検S-CBTのウェブサイトをご確認ください。

英検 S-CBT

後援:文部科学省



47都道府県に設置されたテストセンターで
コンピューターを使って受験



英検(従来型)と同じ難易度、出題形式
取得した級、英検CSEスコアも生涯有



一次試験免除を利用した申込も可能

英検S-CBTについて
詳しくはこちら



<https://www.eiken.or.jp/cs/s-cbt/ps/eiken.html>

英検S-CBT

検索

後援:文部科学省

申込締切日

一次試験

二次試験

第1回

Diagram for Round 1: A grid with a diagonal line from top-left to bottom-right. The top-left cell is solid black, and the rest are dotted. A circle is on the right. Below the grid is a bar with '担当' on the left and 'まで' on the right.

Diagram for Round 1 (Exam 1): A grid with a diagonal line from top-left to bottom-right. The top-left cell is solid black, and the rest are dotted. A circle is on the right.

Diagram for Round 1 (Exam 2): A grid with a diagonal line from top-left to bottom-right. The top-left cell is solid black, and the rest are dotted. A circle is on the right.

第2回

Diagram for Round 2: A grid with a diagonal line from top-left to bottom-right. The top-left cell is solid black, and the rest are dotted. A circle is on the right. Below the grid is a bar with '担当' on the left and 'まで' on the right.

Diagram for Round 2 (Exam 1): A grid with a diagonal line from top-left to bottom-right. The top-left cell is solid black, and the rest are dotted. A circle is on the right.

Diagram for Round 2 (Exam 2): A grid with a diagonal line from top-left to bottom-right. The top-left cell is solid black, and the rest are dotted. A circle is on the right.

第3回

Diagram for Round 3: A grid with a diagonal line from top-left to bottom-right. The top-left cell is solid black, and the rest are dotted. A circle is on the right. Below the grid is a bar with '担当' on the left and 'まで' on the right.

Diagram for Round 3 (Exam 1): A grid with a diagonal line from top-left to bottom-right. The top-left cell is solid black, and the rest are dotted. A circle is on the right. The text '2025年' is written above the grid.

Diagram for Round 3 (Exam 2): A grid with a diagonal line from top-left to bottom-right. The top-left cell is solid black, and the rest are dotted. A circle is on the right. The text '2025年' is written above the grid.

日程を書き込んでご利用いただけます。

MEMO